

WaveWare SPS-5 v9 Basic Installation Diagram

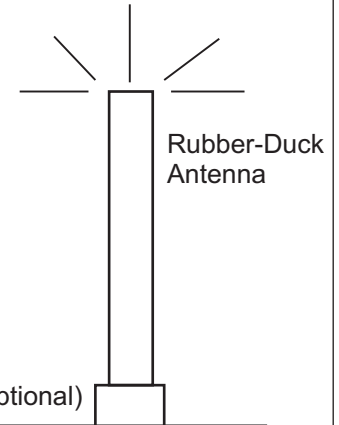
The WaveWare SPS-5 v9 Dual Com Port Paging System can communicate with Host Systems thru the either of the RS-232 Serial Com Ports using a variety of Protocols. Including: TAP v1.8, PET, Comp1 and Comp2 and the Proprietary Scope and WaveWare Protocols.

The Pager Database and Com Port Settings and Protocols are done by using the Encoder Setup v9 Software included on the Product Support CD.

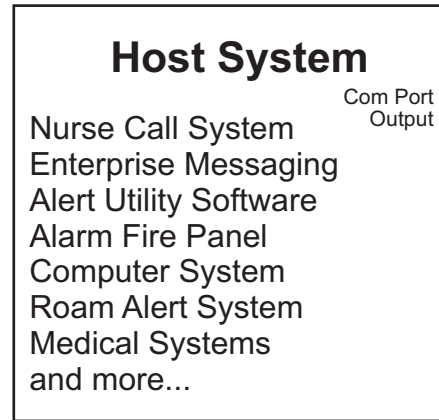
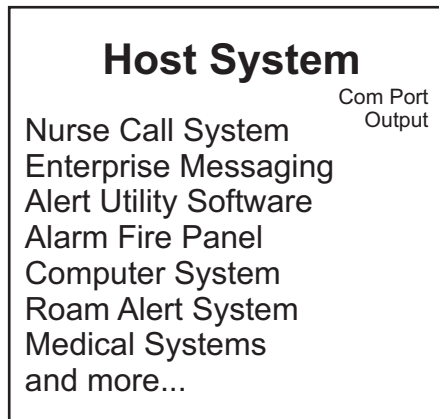
For more Information and User Manuals, visit our Website at: www.WirelessMessaging.com

The SPS-5 v9 comes with:

- Main v9 System is an approx: 8"x9"x2" Enclosure
- UHF BNC Rubber Duck Antenna
- 110v AC to 12v DC Power Supply / Adaptor
- Standard RS-232 Serial Cable (10ft.)
- Wall Mounting Hardware
- Product Support CD

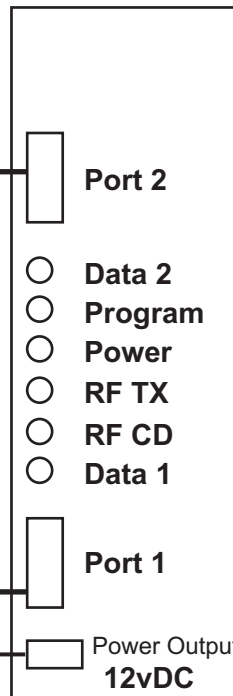


Available as 5 watts UHF (2 watts Optional and VHF Optional)

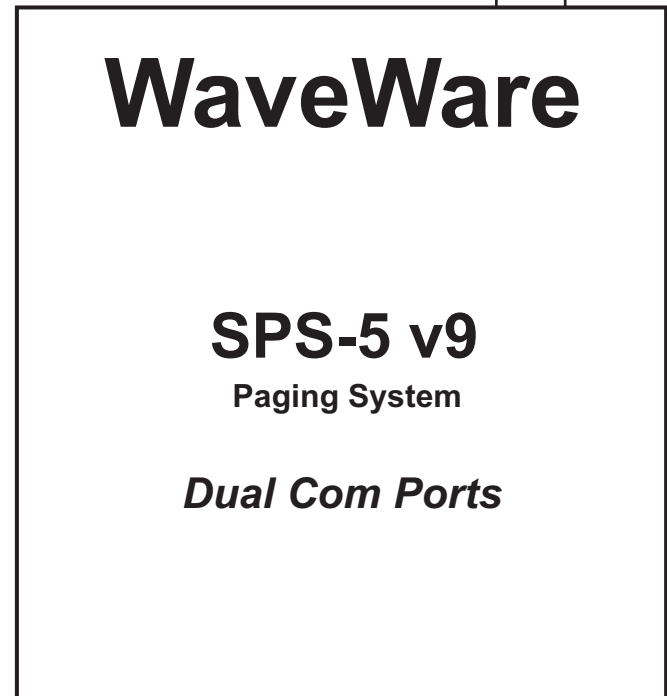


Serial Cable

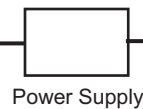
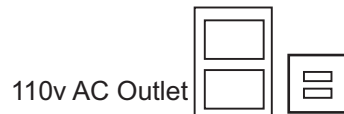
Serial Cable



Side View



Front View



MATERIAL	FINISH	NONE	DATE	5.10.11
TITLE			DWN BY	
SPS-5 v9 Paging System Basic Installation Diagram			Bob Clyburn	
APP.				
WAVEWARE TECHNOLOGIES DALLAS, TEXAS 972-479-1702		DWG. NUMBER		REV.
				1