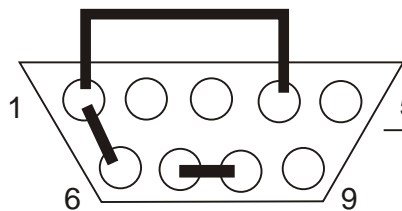
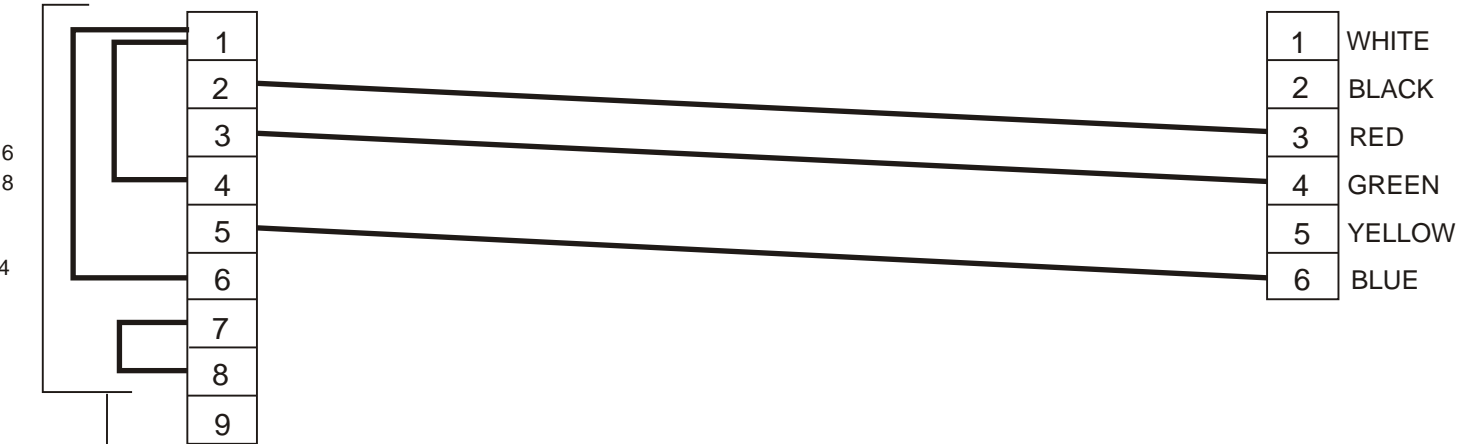


DB-9 FEMALE TO RJ-12 MODULAR ADAPTOR FOR USE WITH ADAPTIVE LED SIGNS

NOTE:

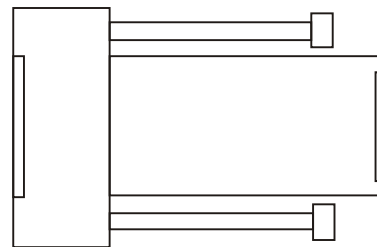
BRIDGE PINS:
1 TO 6
7 TO 8

JUMPER PINS:
1 TO 4



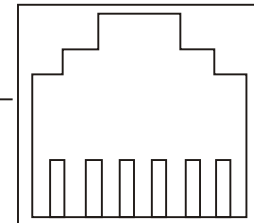
PIN INSERT SIDE

DB-9 FEMALE



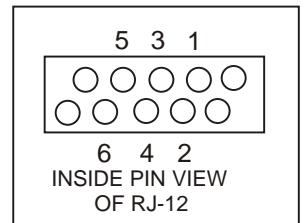
DB-9 F TO RJ-12 ADAPTOR
P/N= 621838-1
FROM FORCE ELECTRONICS

RJ-12 SOCKET



SOCKET OUTER VIEW

NOTE:



INSIDE PIN VIEW OF RJ-12

NOTE:

USE RJ-12 6-PIN TO RJ-12 6-PIN STRAIGHT THRU CABLE BETWEEN ADAPTOR TO ADAPTIVE LED DISPLAY

<p>TOLERANCES</p> <p>DECIMAL +/- .015</p> <p>HOLES +/- .002</p> <p>ANGLES +/- 1/2 °</p>		MATERIAL	FINISH	DATE
		NONE		1-27-04
<p>SCALE</p> <p>None</p>		TITLE		DWN BY
		DB-9 TO RJ-12 ADAPTOR FOR use with LED SIGNS		BOB CLYBURN
FIRST USED		DWG. NUMBER		REV.
				1